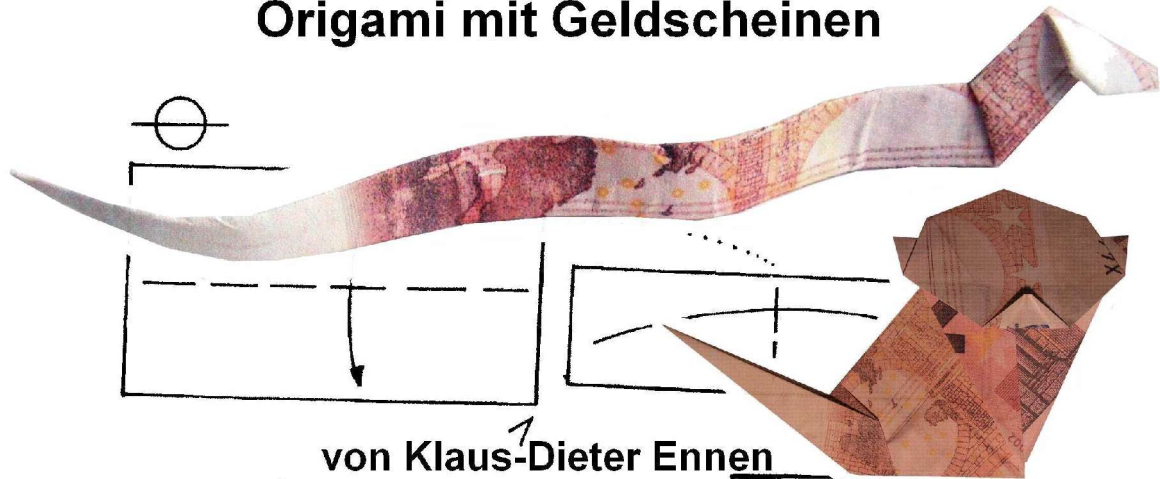
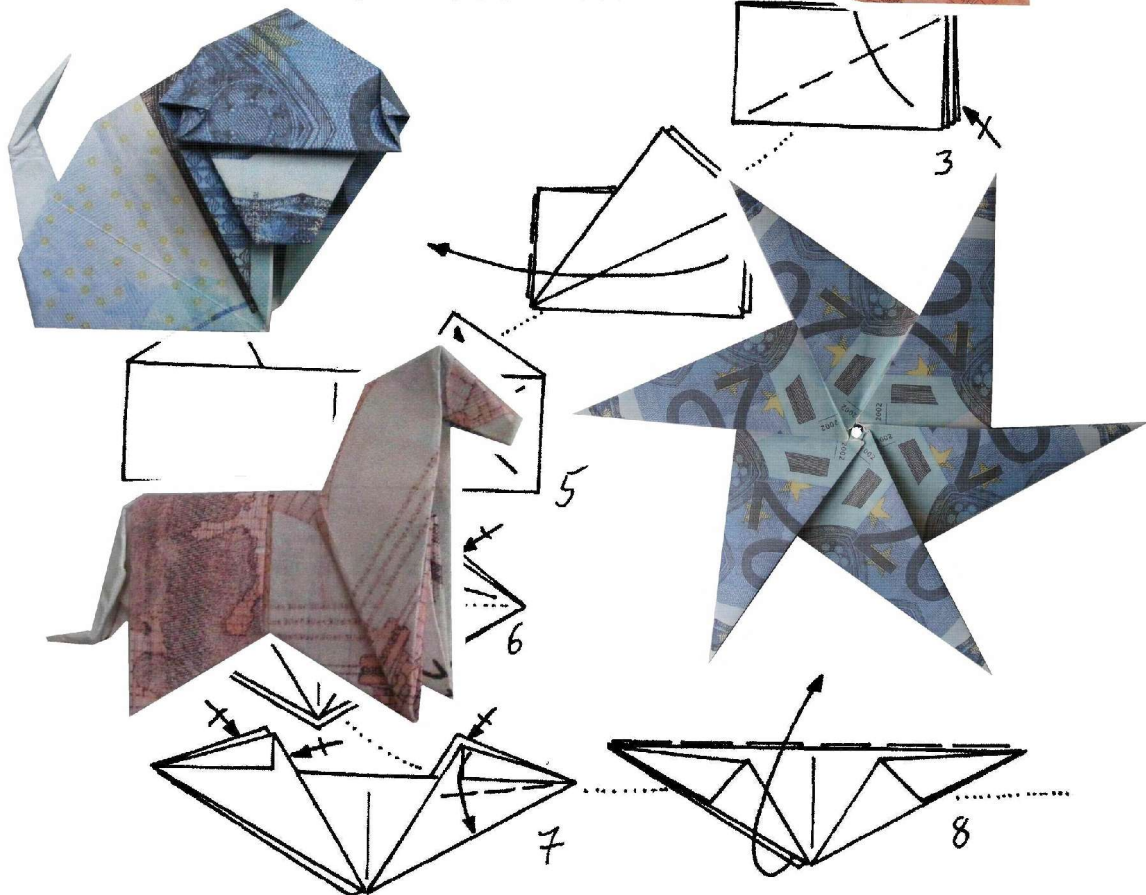


Euroschein-Faltungen

Origami mit Geldscheinen



von Klaus-Dieter Ennen



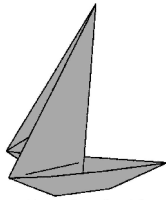
*24 neue Modelle - aus einem Grundmodell,
mit Schritt für Schritt Anleitungen*

Inhalt:

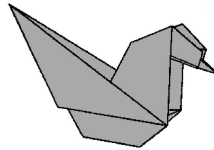


Euro-Schein 1

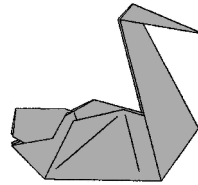
Euro - Format
Seite 16



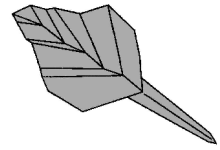
Segelschiff
Seite 17



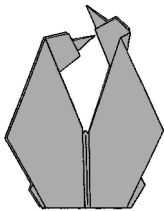
Vogel 1
Seite 19



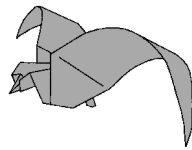
Schwan
Seite 21



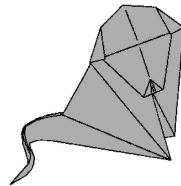
Blatt
Seite 24



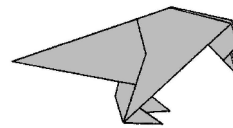
Pinguine 1
Seite 27



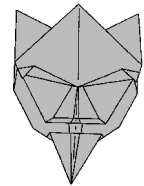
Möwe 1
Seite 30




Affe 1
Seite 33



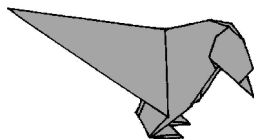
Vogel 2
Seite 36



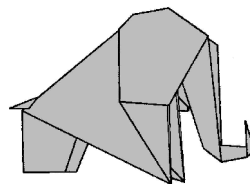
Maske
Seite 39



Stern
Seite 42



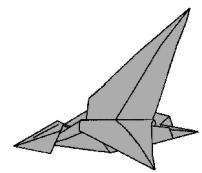
Vogel 3
Seite 45



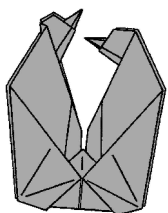
Elefant
Seite 48



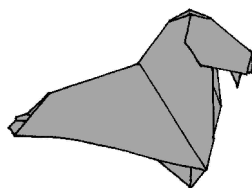
Schlange
Seite 51



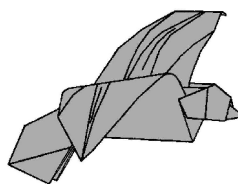
Vogel 4
Seite 54



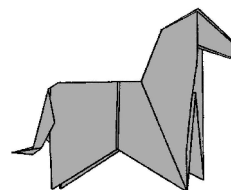
Pinguine 2
Seite 57



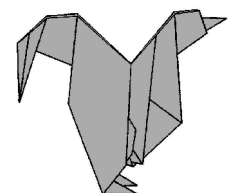
Walroß
Seite 60



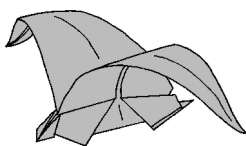
Vogel 5
Seite 63



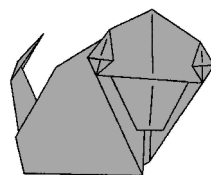
Pferd
Seite 66




Hahn 1
Seite 70



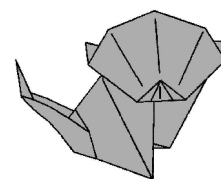
Möwe 2
Seite 74



Affe 2
Seite 78



Hahn 2
Seite 82



Katze
Seite 86