



Neue Origami - Modelle

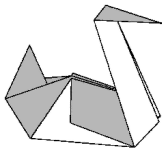


von Klaus-Dieter Ennen

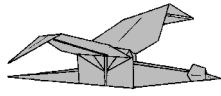


25 Modelle - mit Schritt für Schritt Anleitungen

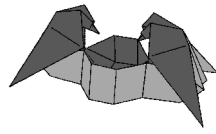
Inhalt:



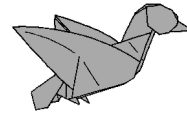
Schwan
Seite 20



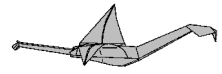
Kranich
Seite 22



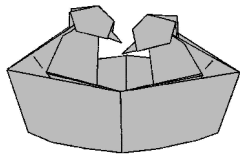
Vogelfütterung
Seite 25



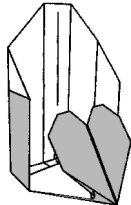
Ente
Seite 28



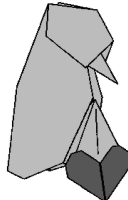
Flamingo
Seite 32



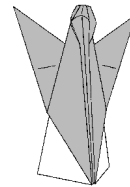
Gummienten in der
Wanne
Seite 36



Herz
Seite 42



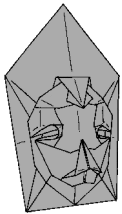
Liebesvogel
Seite 46



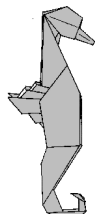
Engel
Seite 50



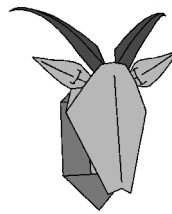
Die Vermummte
Seite 54



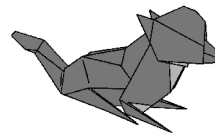
Maske
Seite 58



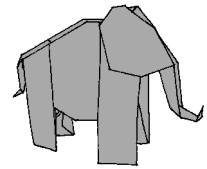
Seepferdchen
Seite 62



Steinbock-Kopf
Seite 65



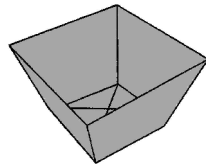
Fuchs
Seite 70



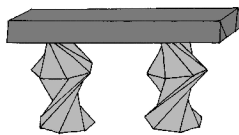
Elefant
Seite 76



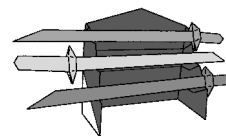
Eichhörnchen
Seite 83



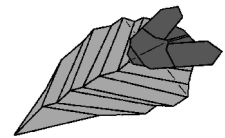
Schale
Seite 90



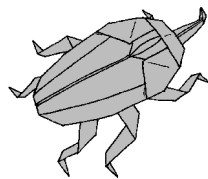
Bord
Seite 93




Samurai-Schwerter
mit Ständer
Seite 99




Fliege auf
einem Blatt
Seite 106



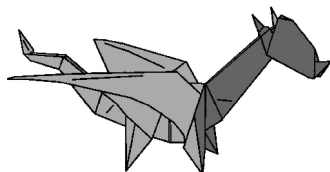
Rüsselkäfer
Seite 111



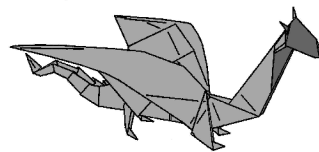
Amphithere
Seite 116



Coelophysis
Seite 120



Junger Drache
Seite 125



Drache
Seite 131